


Catálogo de Produtos  
Terminais Hidráulicos 2025










Desenho		Ref.	Ø do tubo	Ref.	Ø do tubo	Ref.	Ø do tubo	Ref.	Ø do tubo	Ref.	Ø do tubo
	AN "Anilha de Cravação"	AN 4	4	AN 12	12	AN 16	16	AN 25	25	AN 32	32
		AN 6	6	AN 12,7	12,7	AN 18	18	AN 25,4	25,4	AN 35	35
		AN 8	8	AN 14	14	AN 19	19	AN 28	28	AN 38	38
		AN 10	10	AN 15	15	AN 20	20	AN 30	30	AN 42	42
Desenho		Rosca	Furo p/ tubo	Rosca	Furo p/ tubo	Rosca	Furo p/ tubo	Rosca	Furo p/ tubo	Rosca	Furo p/ tubo
	PR "Porca p/ Anilha de Cravação"	10	4	20	12	26	18	36	25	45	35
		12	6	20	12,7	28	19	36	25,4	48	38
		14	8	22	14	30	20	38	28	52	24
		16	10	22	15	34	25	42	30	-	-
		18	12	24	16	34	25,4	42	32	-	-

Rosca BSP: Vedação Boleada / Sede 60° - O'Ring Boss e JIC 37°

Roscas BSP Sede 60° e O'Ring Boss					Roscas BSP Sistema Boss					
FB Fêmea Giratória Rosca BSP Sede Boleada 60°	FB 45° Fêmea Giratória Rosca BSP Sede Boleada 60° Curva a 45°	FB 90° Fêmea Giratória Rosca BSP Sede Boleada 60° Curva a 90°	MB Macho Fixo Rosca BSP Sede 60°	MBO Macho Fixo Rosca BSP C/ O'ring Boss						
Traço	4	6	8	10	12	16	20	24	32	
P/ Mangueira	1/4"	3/8"	1/2"	5/8"	3/4"	1"	1.1/4"	1.1/2"	2"	
Roscas BSP	(4) 1/4"-19	(4) 1/4"-19	(6) 3/8"-19	(8) 1/2"-14	(10) 5/8"-14	(12) 3/4"-14	(16) 1"-11	(20) 1.1/4"-11	(24) 1.1/2"-11	(24) 1.1/2"-11
	(6) 3/8"-19	(6) 3/8"-19	(8) 1/2"-14	(10) 5/8"-14	(12) 3/4"-14	(16) 1"-11	(20) 1.1/4"-11	(24) 1.1/2"-11	(32) 2"-11	(32) 2"-11
	-	(8) 1/2"-14	(10) 5/8"-14	(12) 3/4"-14	(16) 1"-11	(20) 1.1/4"-11	(24) 1.1/2"-11	(32) 2"-11	-	-


Roscas BSP Sede JIC 37°									
FP Fêmea Giratória Rosca BSP Sede JIC 37°	FP 45° Fêmea Giratória Rosca BSP Sede JIC 37° / Curva a 45°	FP 90° Fêmea Giratória Rosca BSP Sede JIC 37° / Curva a 90°	MP Macho Fixo Rosca BSP Sede 37°						
Traço	4	6	8	10	12	16	20	24	32
P/ Mangueira	1/4"	3/8"	1/2"	5/8"	3/4"	1"	1.1/4"	1.1/2"	2"
Roscas BSP	(4) 1/4"-19	(4) 1/4"-19	(6) 3/8"-19	(8) 1/2"-14	(10) 5/8"-14	(12) 3/4"-14	-	-	-
	(6) 3/8"-19	(6) 3/8"-19	(8) 1/2"-14	(10) 5/8"-14	(12) 3/4"-14	(16) 1"-11	-	-	-
	-	(8) 1/2"-14	(10) 5/8"-14	(12) 3/4"-14	(16) 1"-11	-	-	-	-

Flange SAE 3000 PSI "TIPO 61" e Flange SAE 6000 PSI "TIPO 62"

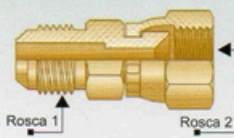


	FLANGE SAE 3000 PSI - TIPO 61 ( FL )							FLANGE SAE 6000 PSI - TIPO 62 ( FLR ) e SUPER CAT ( FLS )						
Traço	8	10	12	16	20	24	32	8	10	12	16	20	24	32
P/ Mangueira	1/2"	5/8"	3/4"	1"	1.1/4"	1.1/2"	2"	1/2"	5/8"	3/4"	1"	1.1/4"	1.1/2"	2"
Ø Traço ( - ) e Bolea da Flange	30,3 = -8 1/2"	30,3 = -8 1/2"	33,5 = -10 5/8"	38,1 = -12 3/4"	44,4 = -16 1"	50,8 = -20 1.1/4"	60,3 = -24 1.1/2"	31,8 = -8 1/2"	31,8 = -8 1/2"	-	41,5 = -12 3/4"	47,6 = -16 1"	54 = -20 1.1/4"	63,5 = -24 1.1/2"
	33,5 = -10 5/8"	33,5 = -10 5/8"	38,1 = -12 3/4"	44,4 = -16 1"	50,8 = -20 1.1/4"	60,3 = -24 1.1/2"	71,4 = -32 2"	-	-	41,5 = -12 3/4"	47,6 = -16 1"	54 = -20 1.1/4"	63,5 = -24 1.1/2"	79,4 = -32 2"
	38,1 = -12 3/4"	38,1 = -12 3/4"	44,4 = -16 1"	50,8 = -20 1.1/4"	60,3 = -24 1.1/2"	71,4 = -32 2"	-	41,5 = -12 3/4"	41,5 = -12 3/4"	47,6 = -16 1"	54 = -20 1.1/4"	63,5 = -24 1.1/2"	79,4 = -32 2"	-


Adaptadores com roscas UNF - UNF



Macho UNF JIC 37° MJ X Macho UNF JIC 37° MJ



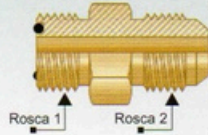
Macho UNF JIC 37° MJ X Fêmea UNF JIC 37° FJ




Macho UNF JIC 37° MJ X Macho UNF C/O-ring Boss MO

Rosca 1	Rosca 2	Rosca 1	Rosca 2	Rosca 1	Rosca 2	Rosca 1	Rosca 2	Rosca 1	Rosca 2	Rosca 1	Rosca 2
(4) 7/16"-20	(4) 7/16"-20	(6) 9/16"-18	(5) 1/2"-20	(8) 3/4"-16	(8) 3/4"-16	(12) 1.1/16"-12	(10) 7/8"-14	(16) 1.5/16"-12	(16) 1.5/16"-12	(24) 1.7/8"-12	(20) 1.5/8"-12
(5) 1/2"-20	(5) 1/2"-20	(6) 9/16"-18	(6) 9/16"-18	(10) 7/8"-14	(8) 3/4"-16	(12) 1.1/16"-12	(12) 1.1/16"-12	(16) 1.5/8"-12	(16) 1.5/16"-12	(24) 1.7/8"-12	(24) 1.7/8"-12
(6) 9/16"-18	(4) 7/16"-20	(8) 3/4"-16	(6) 9/16"-18	(10) 7/8"-14	(10) 7/8"-14	(16) 1.5/16"-12	(12) 1.1/16"-12	(20) 1.5/8"-12	(20) 1.5/8"-12	(32) 2.1/2"-12	(32) 2.1/2"-12

Adaptadores com roscas UNF - UNF




Macho UNF C/O-ring Face Seal MSP X Macho UNF JIC 37° MJ



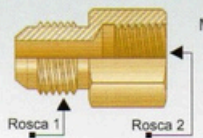
Macho UNF C/O-ring Face Seal MSP X Macho UNF C/O-ring Boss MO

Rosca 1	Rosca 2	Rosca 1	Rosca 2	Rosca 1	Rosca 2	Rosca 1	Rosca 2	Rosca 1	Rosca 2	Rosca 1	Rosca 2
(4) 9/16"-18	(4) 7/16"-20	(6) 11/16"-16	(6) 9/16"-18	(8) 13/16"-16	(8) 3/4"-16	(12) 1.3/16"-12	(10) 7/8"-14	(16) 1.7/16"-12	(16) 1.5/16"-12	(20) 1.11/16"-12	(20) 1.5/8"-12
(4) 9/16"-18	(6) 9/16"-18	(6) 11/16"-16	(8) 3/4"-16	(10) 1"-14	(8) 3/4"-16	(12) 1.3/16"-12	(12) 1.1/16"-12	(16) 1.7/16"-12	(16) 1.5/8"-12	(24) 2"-12	(20) 1.5/8"-12
(6) 11/16"-16	(4) 7/16"-20	(8) 13/16"-16	(6) 9/16"-18	(10) 1"-14	(10) 7/8"-14	(16) 1.7/16"-12	(12) 1.1/16"-12	(20) 1.11/16"-12	(16) 1.5/16"-12	(24) 2"-12	(24) 1.7/8"-12

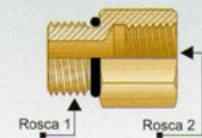
Adaptadores com roscas UNF - NPTF



Macho UNF JIC 37° MJ X Macho NPTF MN



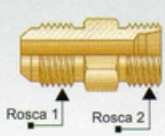
Macho UNF JIC 37° MJ X Fêmea NPTF FN



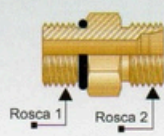
Macho UNF C/O-ring Boss MO X Fêmea NPTF FN

Rosca 1	Rosca 2	Rosca 1	Rosca 2	Rosca 1	Rosca 2	Rosca 1	Rosca 2	Rosca 1	Rosca 2	Rosca 1	Rosca 2
(4) 7/16"-20	(2) 1/8"-27	(6) 9/16"-18	(4) 1/4"-18	(8) 3/4"-16	(8)	(12)	(12)	(20)	(16)	(24)	(24)
(4) 7/16"-20	(4) 1/4"-18	(6) 9/16"-18	(6) 3/8"-18	(8) 3/4"-16							
(5) 1/2"-20	(4) 1/4"-18	(8) 3/4"-16	(6) 3/8"-18	(10) 7/8"-14	(12) 1/2"-14	(16) 1.5/16"-12	(12) 1"-11,5	(20) 1.7/8"-12	(16) 1.1/4"-11,5	(24) 2.1/2"-12	(24) 2"-11,5

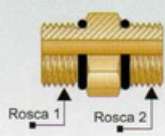
Adaptadores com roscas UNF - MM



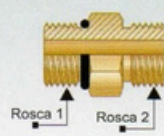
Macho UNF JIC 37° MJ X Macho Métrico 24° MM



Macho UNF C/O-ring Boss MO X Macho Métrico 24° MM



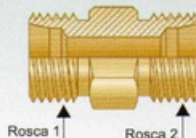
Macho UNF C/O-ring Boss MO X Macho Métrico C/O-ring MMO



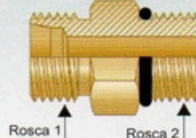
Macho UNF C/O-ring Boss MO X Macho Métrico 60° MM

Rosca 1	Rosca 2	Rosca 1	Rosca 2	Rosca 1	Rosca 2	Rosca 1	Rosca 2	Rosca 1	Rosca 2	Rosca 1	Rosca 2
(4) 7/16"-20	(10) 10 x 1	(6) 9/16"-18	(16) 16 x 1,5	(10) 7/8"-14	(20) 20 x 1,5	(12) 1.1/16"-12	(26) 26 x 1,5	(16) 1.5/16"-12	(34) 34 x 2	(20) 1.5/8"-12	(42) 42 x 2
(5) 1/2"-20	(12) 12 x 1,5	(8) 3/4"-16	(18) 18 x 1,5	(10) 7/8"-14	(22) 22 x 1,5	(16) 1.5/16"-12	(28) 28 x 1,5	(16) 1.5/8"-12	(36) 36 x 2	(24) 1.7/8"-12	(48) 48 x 2
(6) 9/16"-18	(14) 14 x 1,5	(8) 3/4"-16	(20) 20 x 1,5	(12) 1.1/16"-12	(24) 24 x 1,5	(16) 1.5/16"-12	(30) 30 x 2	(16) 1.5/8"-12	(38) 38 x 2	(32) 2.1/2"-12	(52) 52 x 2

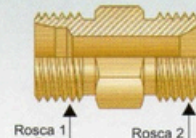
Adaptadores com roscas MM - MM



Macho Métrico 24° MM X Macho Métrico 24° MM



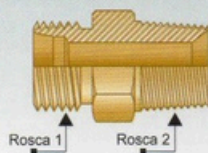
Macho Métrico 24° MM X Macho Métrico C/O-ring Boss MMO



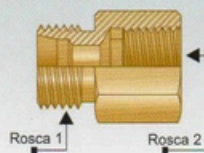
Macho Métrico 24° MM X Macho Métrico 60° MM

Rosca 1	Rosca 2	Rosca 1	Rosca 2	Rosca 1	Rosca 2	Rosca 1	Rosca 2	Rosca 1	Rosca 2	Rosca 1	Rosca 2
(10) 10 x 1	(10) 10 x 1	(16) 16 x 1,5	(14) 14 x 1,5	(20) 20 x 1,5	(20) 20 x 1,5	(24) 24 x 1,5	(24) 24 x 1,5	(28) 28 x 1,5	(28) 28 x 1,5	(34) 34 x 2	(34) 34 x 2
(12) 12 x 1,5	(12) 12 x 1,5	(16) 16 x 1,5	(16) 16 x 1,5	(22) 22 x 1,5	(20) 20 x 1,5	(26) 26 x 1,5	(24) 24 x 1,5	(30) 30 x 2	(28) 28 x 1,5	(38) 38 x 2	(38) 38 x 2
(14) 14 x 1,5	(12) 12 x 1,5	(18) 18 x 1,5	(18) 18 x 1,5	(22) 22 x 1,5	(22) 22 x 1,5	(26) 26 x 1,5	(28) 28 x 1,5	(30) 30 x 2	(30) 30 x 2	(42) 42 x 2	(42) 42 x 2
(14) 14 x 1,5	(14) 14 x 1,5	(20) 20 x 1,5	(18) 18 x 1,5	(24) 24 x 1,5	(22) 22 x 1,5	(28) 28 x 1,5	(26) 26 x 1,5	(34) 34 x 2	(30) 30 x 2	(48) 48 x 2	(48) 48 x 2

Adaptadores com rosca MM - NPTF




Macho Métrico 24°  
MM  
X  
Macho NPTF  
MN



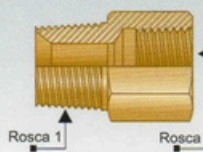
Macho Métrico 24°  
MM  
X  
Fêmea NPTF  
FN

Rosca 1	Rosca 2	Rosca 1	Rosca 2	Rosca 1	Rosca 2	Rosca 1	Rosca 2	Rosca 1	Rosca 2	Rosca 1	Rosca 2
(10) 10 x 1	(4) 1/4"-18	(14) 14 x 1,5	(6) 3/8"-18	(20) 20 x 1,5	(8) 1/2"-14	(26) 26 x 1,5	(8) 1/2"-14	(34) 34 x 2	(8) 1/2"-14	(42) 42 x 2	(20) 1.1/4"-11,5
(10) 10 x 1	(6) 3/8"-18	(14) 14 x 1,5	(8) 1/2"-14	(20) 20 x 1,5	(12) 3/4"-14	(26) 26 x 1,5	(12) 3/4"-14	(34) 34 x 2	(12) 3/4"-14	(48) 48 x 2	(20) 1.1/4"-11,5
(10) 10 x 1	(8) 1/2"-14	(16) 16 x 1,5	(6) 3/8"-18	(22) 22 x 1,5	(8) 1/2"-14	(28) 28 x 1,5	(8) 1/2"-14	(34) 34 x 2	(16) 1"-11,5	(48) 48 x 2	(24) 1.1/2"-11,5
(12) 12 x 1,5	(4) 1/4"-18	(16) 16 x 1,5	(8) 1/2"-14	(22) 22 x 1,5	(12) 3/4"-14	(28) 28 x 1,5	(12) 3/4"-14	(38) 38 x 2	(12) 3/4"-12	(52) 52 x 2	(20) 1.1/4"-11,5
(12) 12 x 1,5	(6) 3/8"-18	(18) 18 x 1,5	(6) 3/8"-18	(24) 24 x 1,5	(8) 1/2"-14	(30) 30 x 2	(8) 1/2"-14	(38) 38 x 2	(16) 1"-11,5	(52) 52 x 2	(24) 1.1/2"-11,5
(12) 12 x 1,5	(8) 1/2"-14	(18) 18 x 1,5	(8) 1/2"-14	(24) 24 x 1,5	(12) 3/4"-14	(30) 30 x 2	(12) 3/4"-14	(42) 42 x 2	(16) 1"-11,5	-	-

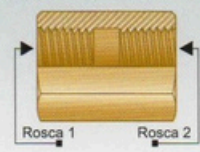
Adaptadores com rosca NPTF - NPTF



Macho NPTF  
MN  
X  
Macho NPTF  
MN



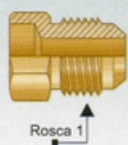
Macho NPTF  
MN  
X  
Fêmea NPTF  
FN



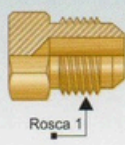
Fêmea NPTF  
FN  
X  
Fêmea NPTF  
FN

Rosca 1	Rosca 2	Rosca 1	Rosca 2	Rosca 1	Rosca 2	Rosca 1	Rosca 2	Rosca 1	Rosca 2	Rosca 1	Rosca 2
(2) 1/8"-27	(2) 1/8"-27	(6) 3/8"-18	(4) 1/4"-18	(8) 1/2"-14	(8) 1/2"-14	(16) 1"-11,5	(12) 3/4"-14	(20) 1.1/4"-11,5	(20) 1.1/4"-11,5	(32) 2"-11,5	(24) 1.1/2"-11,5
(4) 1/4"-18	(2) 1/8"-27	(6) 3/8"-18	(6) 3/8"-18	(12) 3/4"-14	(8) 1/2"-14	(16) 1"-11,5	(16) 1"-11,5	(24) 1.1/2"-11,5	(20) 1.1/4"-11,5	(32) 2"-11,5	(32) 2"-11,5
(4) 1/4"-18	(4) 1/4"-18	(8) 1/2"-14	(6) 3/8"-18	(12) 3/4"-14	(12) 3/4"-14	(20) 1.1/4"-11,5	(16) 1"-11,5	(24) 1.1/2"-11,5	(24) 1.1/2"-11,5	-	-

Adaptadores e Tampões p/ Solda com rosca UNF




Macho UNF  
JIC 37°  
MJS



Tampão  
Macho UNF  
JIC 37°  
TMJ



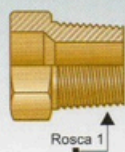
Macho UNF  
C/ O'ring  
Boss  
MOS



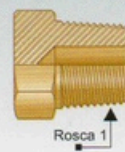
Tampão  
Macho UNF  
C/ O'ring  
Boss  
TMO

Rosca 1	Rosca 1	Rosca 1	Rosca 1	Rosca 1	Rosca 1	Rosca 1	Rosca 1	Rosca 1	Rosca 1	Rosca 1	Rosca 1
(4) 7/16"-20	(5) 1/2"-20	(6) 9/16"-18	(7) 5/8"-16	(8) 3/4"-16	(10) 7/8"-14	(12) 1.1/16"-12	(14) 1.3/16"-12	(16) 1.5/16"-12	(20) 1.5/8"-12	(24) 1.7/8"-12	(32) 2.1/2"-12

Adaptador e Tampão p/ Solda com rosca NPTF



Macho NPTF  
MNS



Tampão  
Macho NPTF  
TMN

Rosca 1	Rosca 1	Rosca 1	Rosca 1	Rosca 1	Rosca 1	Rosca 1	Rosca 1	Rosca 1	Rosca 1	Rosca 1	Rosca 1
(2) 1/8"-27	(4) 1/4"-18	(6) 3/8"-18	(8) 1/2"-14	(12) 3/4"-14	(16) 1"-11,5	(20) 1.1/4"-11,5	(24) 1.1/2"-11,5	(32) 2"-11,5	-	-	-

Obs.: Produzimos terminais sem solda para alta, super alta e extra alta pressão, sendo este último no sistema Interlock (mangueira 6 espirais), tanto para flange quanto para outros terminais.

“Os desafios constantes de um mercado cada vez mais exigente e uma política de atendimento que supere sempre as expectativas dos nossos clientes, norteiam nosso compromisso com qualidade.”



[www.elkaflex.com.br](http://www.elkaflex.com.br)



Avenida Brasil Sul, nº 4253, Calixtolândia  
CEP 75130-630 Anápolis Goiás Brasil  
Fone: (62) 3313-2220 (62) 99347-3817 / (62) 99332-2040  
e-mail: [elkaflex@elkaflex.com.br](mailto:elkaflex@elkaflex.com.br)  
[www.elkaflex.com.br](http://www.elkaflex.com.br)